

2019 Space Survey – Summary Report by Division

Facilities Planning & Capital Projects
 Space Management
 Contact: Jeffrey Dumars, X6-6588

Census Date 10/31/2019
Division 120000 - Academic Affairs-Provost
Division Admin Mary Pedersen, Interim Provost

Summary of Division Space

Total Number of Buildings 196
 Total Number of Rooms 3,486
 Total Assignable Square Footage (ASF) 1,817,089

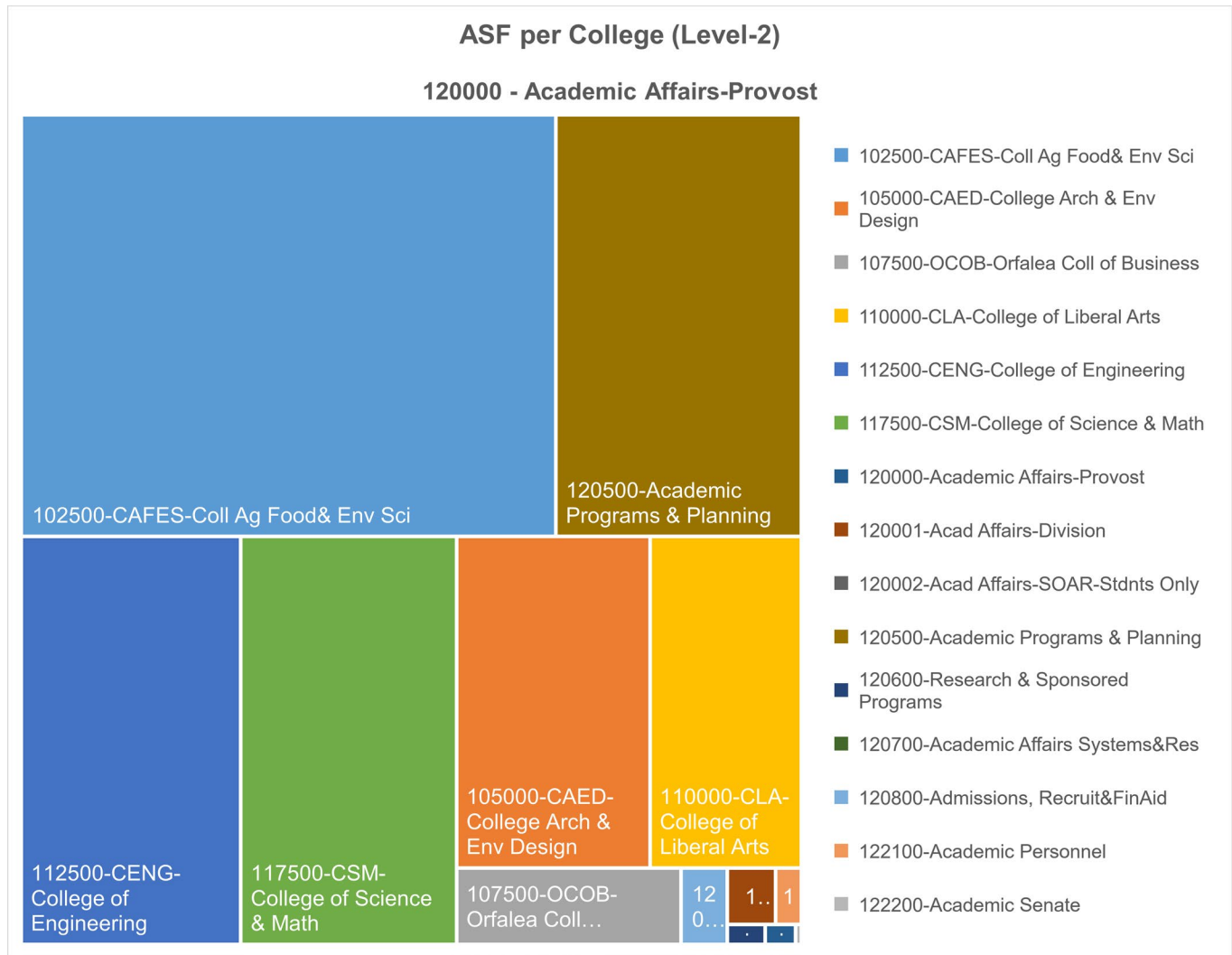


Chart 1: ASF per Department & Room Type

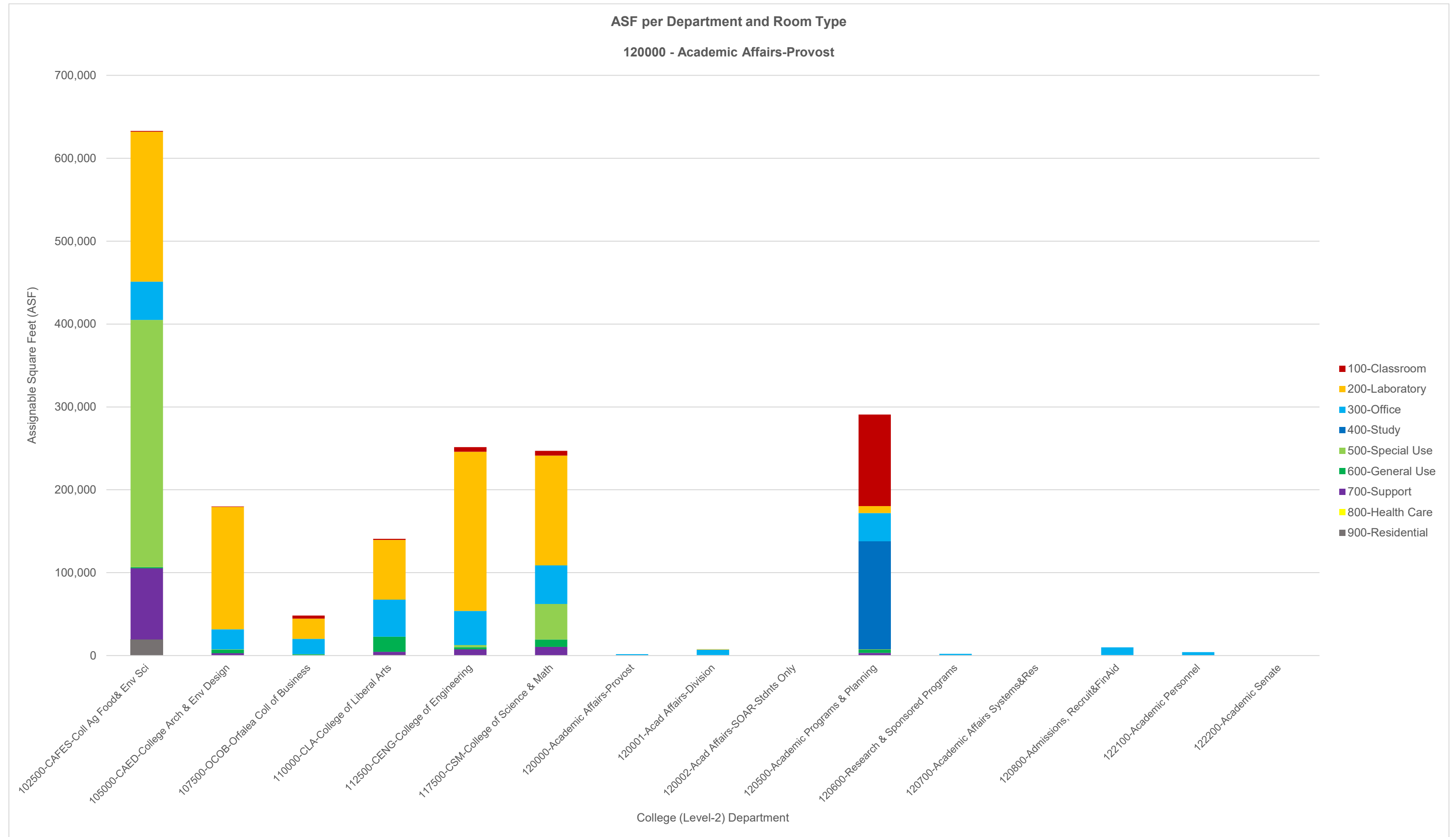


Table 1: ASF per Department & Room Type

College (Level-2)	100-Classroom		200-Laboratory		300-Office		400-Study		500-Special Use		600-General Use		700-Support		800-Health Care		900-Residential		TOTAL	TOTAL
	ASF	# of Rooms	ASF	# of Rooms	ASF	# of Rooms	ASF	# of Rooms	ASF	# of Rooms	ASF	# of Rooms	ASF	# of Rooms	ASF	# of Rooms	ASF	# of Rooms	ASF	# of Rooms
102500-CAFES-Coll Ag Food& Env Sci	897	1	180,870	257	46,160	276	-	-	298,351	93	1,320	6	85,972	92	-	-	19,336	105	632,906	830
105000-CAED-College Arch & Env Design	639	1	147,671	133	24,084	140	-	-	358	1	4,428	3	2,797	20	-	-	-	-	179,977	298
107500-OCOB-Orfalea Coll of Business	3,701	5	24,293	36	18,428	133	-	-	206	2	1,215	2	360	5	-	-	-	-	48,203	183
110000-CLA-College of Liberal Arts	1,290	2	71,992	125	44,668	320	-	-	-	-	18,289	18	3,879	2	677	4	-	-	140,795	471
112500-CENG-College of Engineering	5,609	6	191,941	271	41,123	276	-	-	2,668	3	2,543	5	7,564	30	-	-	-	-	251,448	591
117500-CSM-College of Science & Math	5,777	10	132,510	225	46,474	350	-	-	42,798	29	9,055	9	10,438	41	-	-	-	-	247,052	664
120000-Academic Affairs-Provost	-	-	-	-	1,701	7	-	-	-	-	-	-	-	-	-	-	-	-	1,701	7
120001-Acad Affairs-Division	-	-	536	1	6,591	36	-	-	553	1	-	-	-	-	-	-	-	-	7,680	38
120002-Acad Affairs-SOAR-Stdnts Only	-	-	-	-	-	-	-	-	-	-	-	-	-	-	-	-	-	-	-	-
120500-Academic Programs & Planning	110,497	143	8,354	9	34,178	97	130,319	64	590	2	3,647	5	3,247	10	-	-	-	-	290,832	330
120600-Research & Sponsored Programs	-	-	-	-	2,130	12	-	-	-	-	-	-	-	-	-	-	-	-	2,130	12
120700-Academic Affairs Systems&Res	-	-	-	-	-	-	-	-	-	-	-	-	-	-	-	-	-	-	-	-
120800-Admissions, Recruit&FinAid	-	-	-	-	9,369	40	-	-	562	1	-	-	-	-	-	-	-	-	9,931	41
122100-Academic Personnel	-	-	-	-	4,106	19	-	-	-	-	-	-	-	-	-	-	-	-	4,106	19
122200-Academic Senate	-	-	-	-	328	2	-	-	-	-	-	-	-	-	-	-	-	-	328	2
TOTAL	128,410	168	758,167	1,057	279,340	1,708	130,319	64	346,086	132	40,497	48	114,257	200	677	4	19,336	105	1,817,089	3,486

Chart 2: ASF per Building & Department

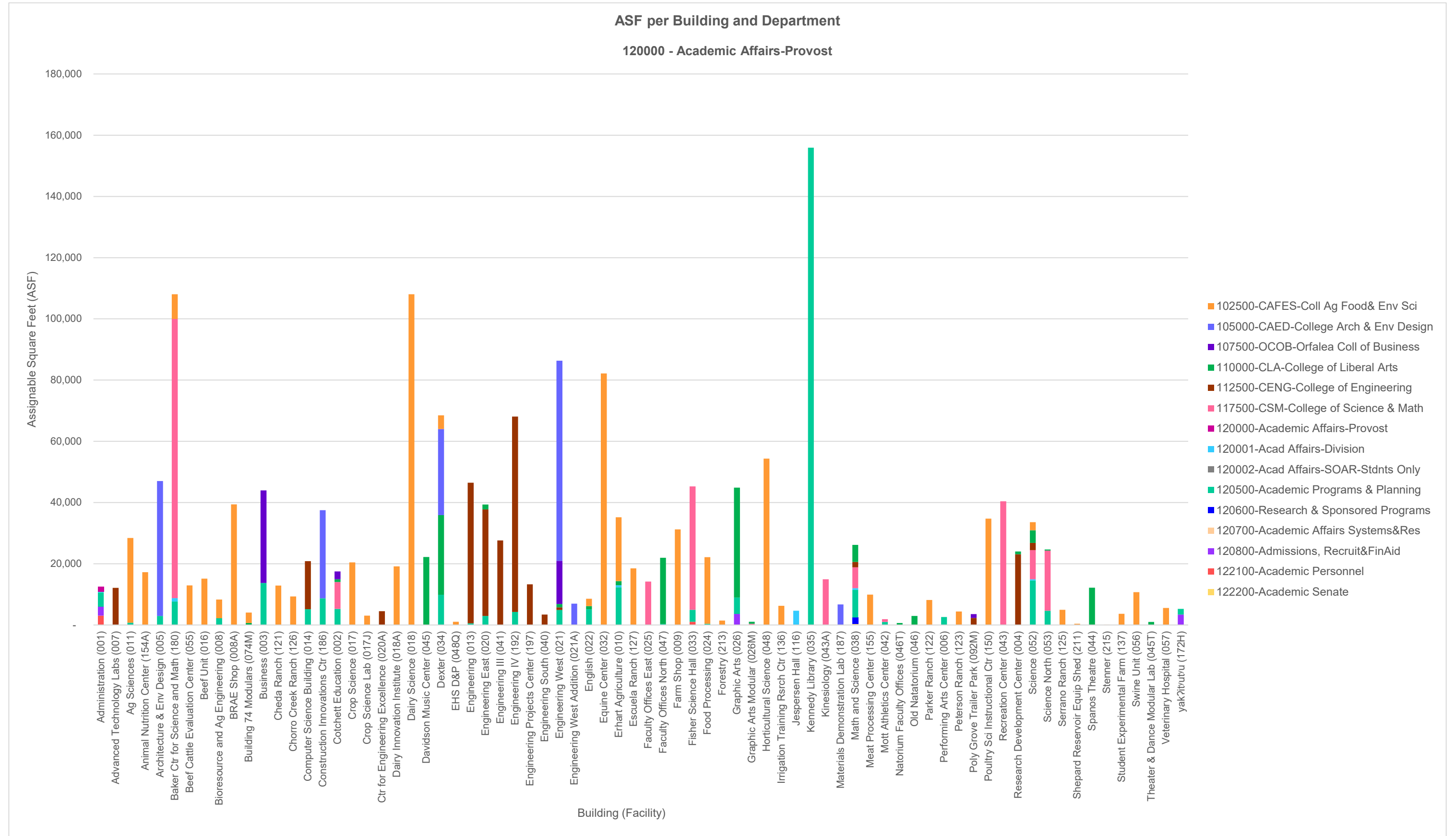


Chart 3: ASF per Building & Room Type

